



RV DCDM

Weekender 9

Our legacy evolved



FLIPPER MARIN
PART OF NIMBUS GROUP



Our legacy evolved

Nimbus W9

Day cruiser for an active lifestyle



Weekender 9 (W9) is a 9-meter weekend boat for social activities with overnight accommodation for 4 persons. The W9 is loaded with Nimbus DNA and design elements from historical nimbus models. The similarities with the iconic 26 DC are evident while there are many goodies from 21 DC, 32 DC, Max II, R series and the 305 Drophead. We have chosen the best of the best and have meticulously improved design, functionality, safety and comfort for all on board. Weekender 9 can be fitted with inboard or outboard engine.

"We have carefully selected some of the highlights from our best-selling boats, carefully refining the design and developing new functionality in order to make life as easy and comfortable as possible for everyone on board.

The W9 has inherited a great deal of its design language and elements from our older, iconic models," explains Joacim Gustavsson, Chief Designer at Nimbus.





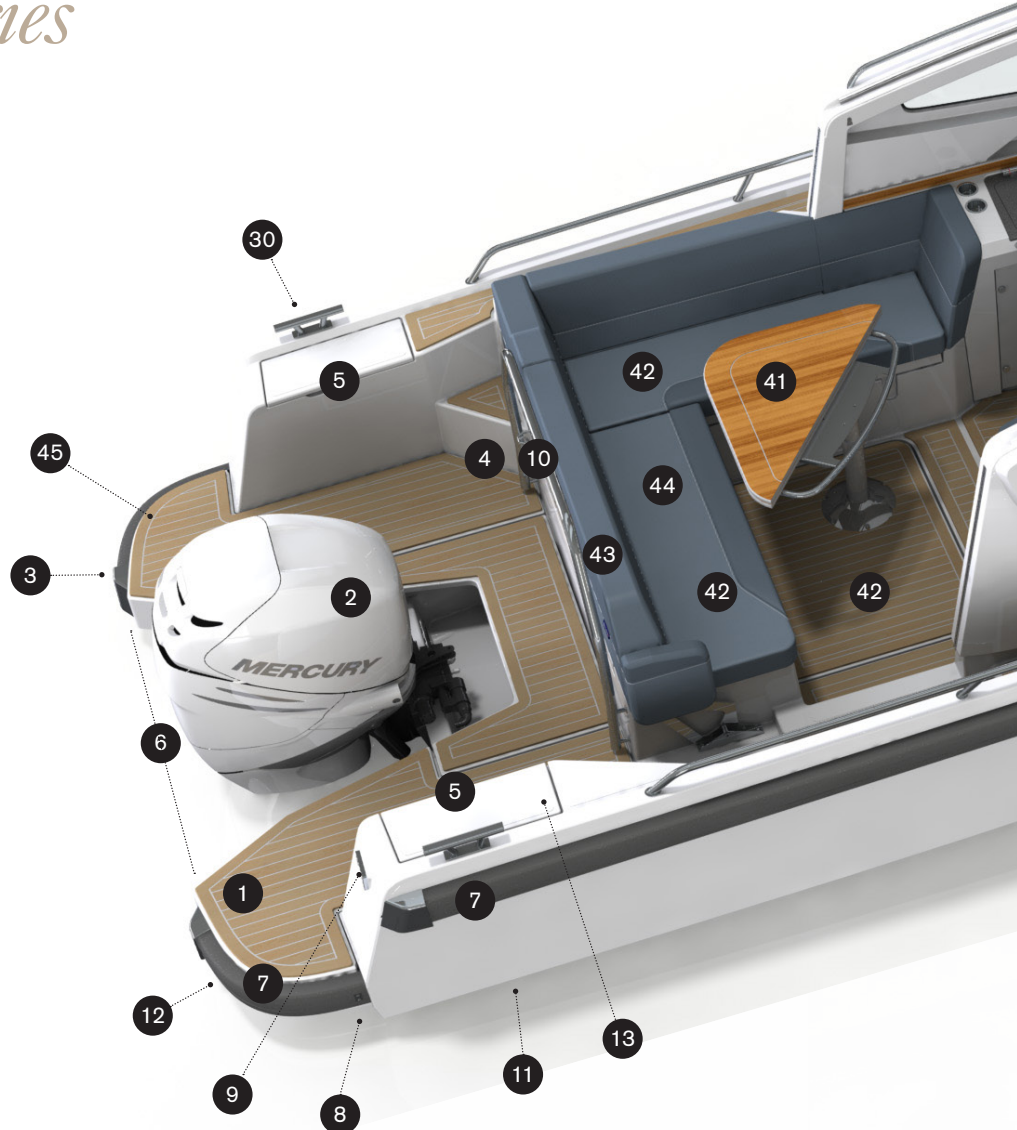






Nimbus W9

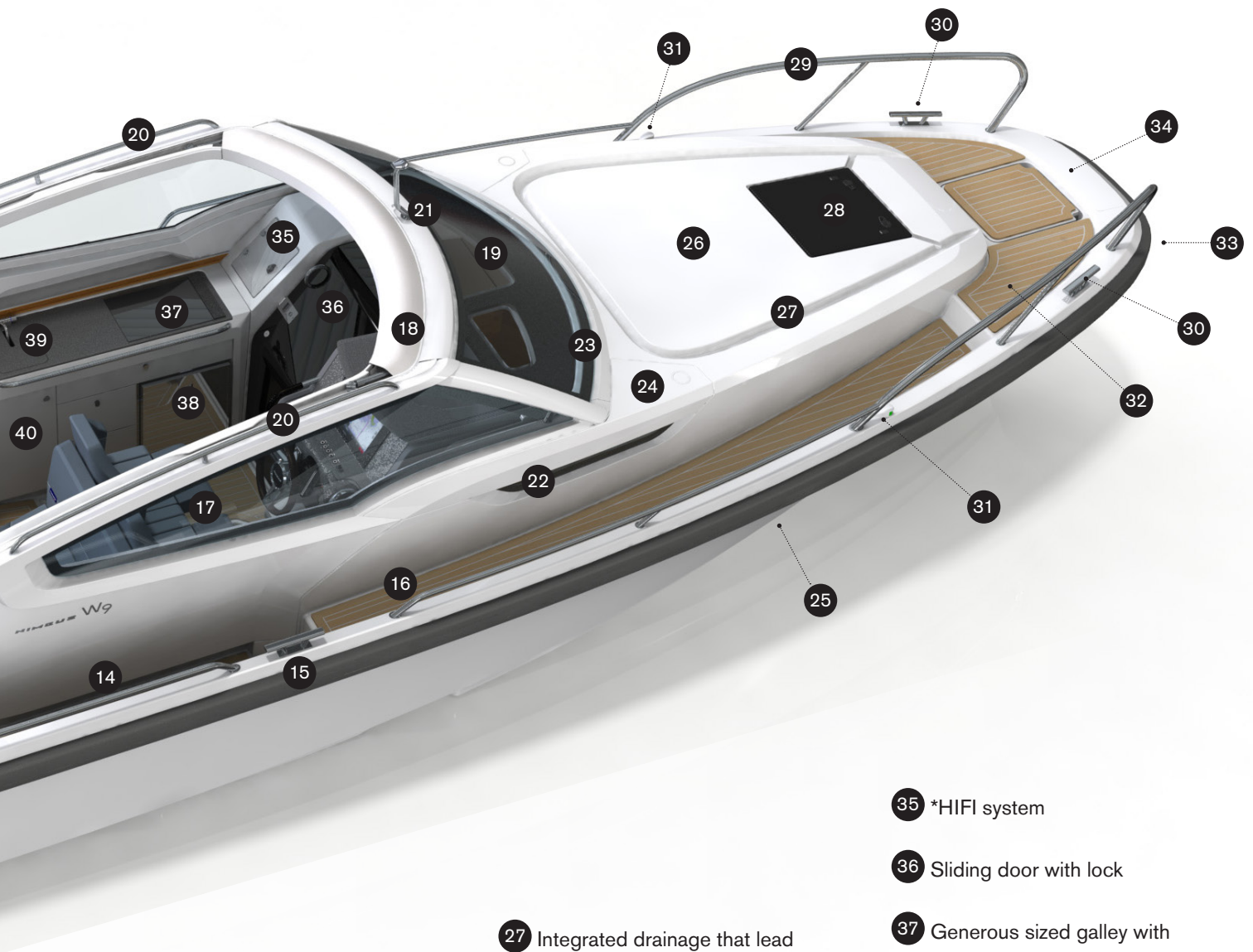
Weekender series



- 1 Extended aft platforms for simplified and safe boarding and disembarkment.
- 2 Can be fitted with outboard or inboard engine. Rigged with Mercury or Volvo Penta.
- 3 Fully automatic interceptor trim system.
- 4 Shower on transom/aft deck.
- 5 Aft storage compartment for fenders and ropes.
- 6 The projecting aft platforms provide extra protection for engine when mooring with the aft towards the jetty.
- 7 Large sturdy rubber bumper list with stainless steel "endings".

- 8 *Under water LED lights.
- 9 Aft navigation light.
- 10 *Waterski pole.
- 11 Completely new air lubricated stepped hull design, built for exceptional sea worthiness and handling. Speed characteristics +40 knots, cruising speed 20-35 knots.
- 12 Safety ladder.
- 13 *Shore power connector.

- 14 LED Deck lights.
- 15 Bollard (mid ship), extra large, in stainless steel.
- 16 The W9 features the prize-winning Nimbus Sidewalk design. easy and safe to move around the boat and on the foredeck.
- 17 Wind and spray protected seating area.
- 18 Window frame with integrated canopy solution. Available with T-top.



- 19 Windscreen with panoramic view.
- 20 Handrail in stainless steel for easy and secure movement around the boat.
- 21 Anchor light on stainless mast.
- 22 Portlights.
- 23 Wind screen wipers with window wash.
- 24 Integrated ventilation .
- 25 Bow thruster.
- 26 *Sunbed on fore deck with integrated cushion/cover solution.

- 27 Integrated drainage that lead away water from sunbed.
- 28 Skylight (openable) with *integrated sun shade and black out curtain.
- 29 Oversized sturdy pulpit in stainless steel 38 mm.
- 30 Bollard, oversized, in stainless steel.
- 31 Integrated navigation lights.
- 32 *Deck in teak or flexi teek.
- 33 *Electric anchor winch integrated in front of hull.
- 34 Extra wide fore deck for easy and safe of boarding and disembark.

- 35 *HIFI system
- 36 Sliding door with lock
- 37 Generous sized galley with Cook top, electric hob
- 38 Refrigerator 65 l
- 39 Sink in stainless steel
- 40 Drawers with Nimbus cutlery & crockery
- 41 Folding teak table with stainless steel handle
- 42 Storage compartements below deck and sofas (x4)
- 43 Folding backrest
- 44 L-sofa with seating for 6 persons. Sofa converts to sunbed or extra bed for two.
- 45 *Electric aft anchor winch

Features & functionality

Nimbus W9

Weekender series

Slobgntib` kr odbñ b` snm(metric/imperial)

Length 9,35 m /30' 8", Width 2,95 m / 9' 8", Weight** 2970 kg / 6548 lb, Fuel tank 320 litre / 84.5 gallon, Water tank 80 litre / 21.1 gallon, Refrigerator 65 litre / 17.2 gallon, CE category C, 8 persons, Number of berths 2+2, Max speed +40 knots
Engine alternatives: Mercury Verado 250/300/350, Volvo Penta V8-300/350 CE

** Mercury Verado 350 horsepower


W9 spray hood



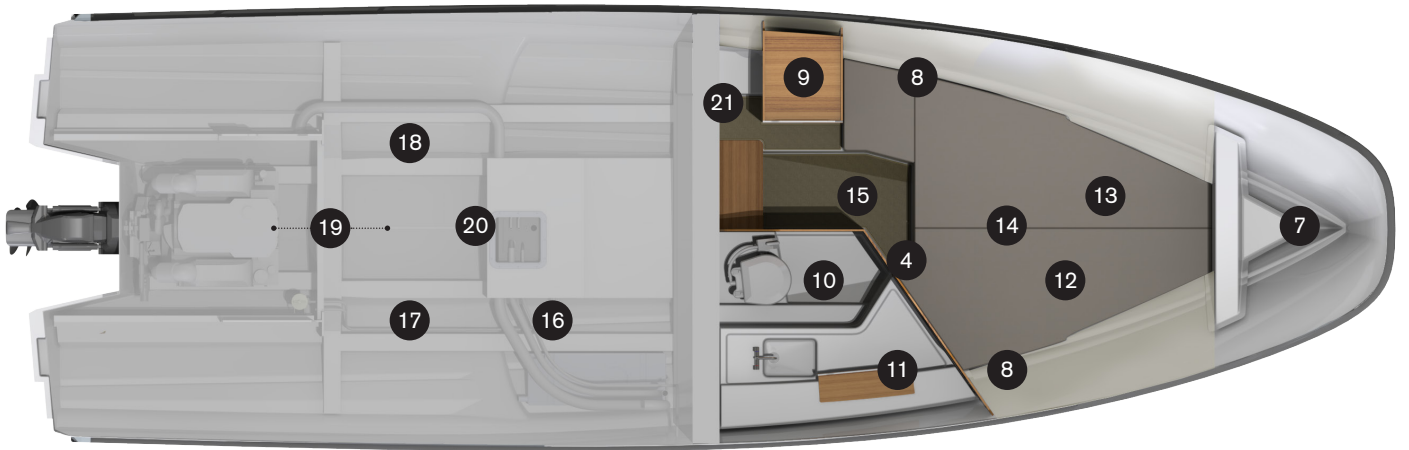
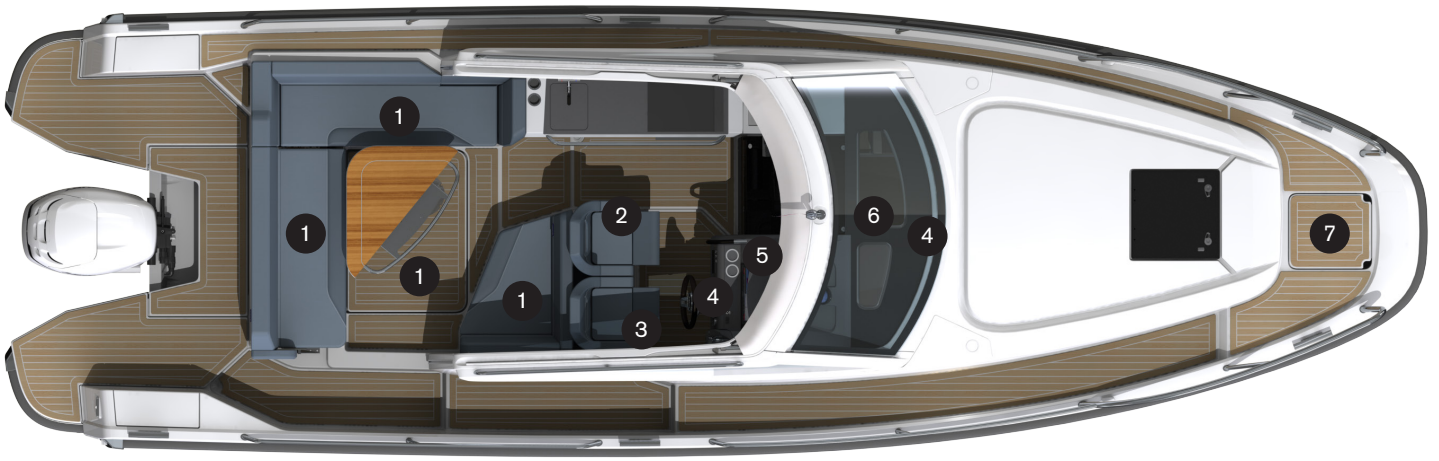
W9 extended canopy



W9 T-top



***W9 T-top version also offer:** *Electric canvas roof, *Enclosed canopy, *Sun shade cover on fore deck, *Radar, *Search light with joystick, *Fishing rod holders.





- 1 Storage compartments below deck and sofas (x4).
- 2 Fire extinguisher.
- 3 Fuse panel.
- 4 Defroster / heater outlet.
- 5 Dashboard can be fitted with 10', 12' or 16' or double 12' plotters.
- 6 Glass top provides light in cabin.
- 7 Anchor box and storage.

- 8 Interior curtesy lighting and LED reading lights with USB charger.
- 9 Wardrobe.
- 10 Spacious separate head with toilet.
- 11 Large mirror in head.
- 12 Full length beds for two persons.
- 13 *Custom mattress topper for higher comfort.

- 14 Extra large storage compartment below bed.
- 15 Carpets in cabin.
- 16 *Grey water tank 75 l.
- 17 *Heater / defroster.
- 18 *Hot water system .
- 19 Batteries, outboard (left), inboard (right).
- 20 Fresh water tank and pump.
- 21 *230V / 110V electric outlet .



FLIPPER MARIN
PART OF NIMBUS GROUP

  Follow us at [instagram.com/nimbusboats](https://www.instagram.com/nimbusboats) or at [facebook.com/nimbusworld](https://www.facebook.com/nimbusworld)

WWW.FLIPPERMARIN.SE

